

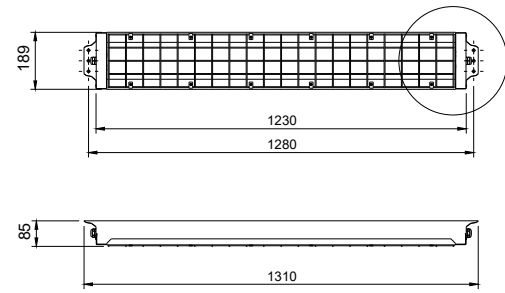




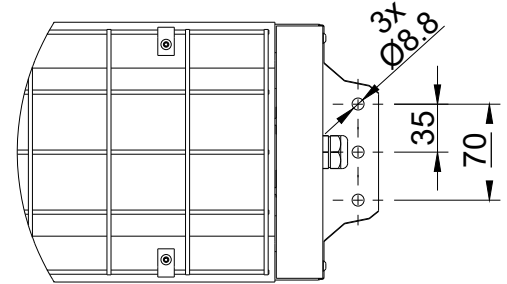
# STEEL SPORT

Name	Luminous flux netto (lm)	Power (W)	Efficacy (lm/W)	Standard CCT (K)
STEEL SPORT S	15 800	115	137	4000
STEEL SPORT L	22 500	160	141	4000

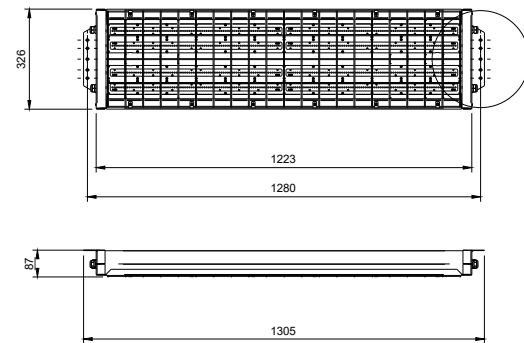
STEEL SPORT S



A (1:4)



STEEL SPORT L



A (1:4)

