

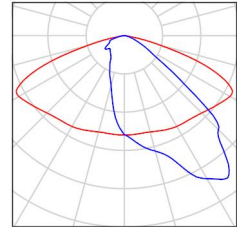


Operator  
Telephone  
Fax  
e-Mail

## MVL E0422 / Luminaire parts list

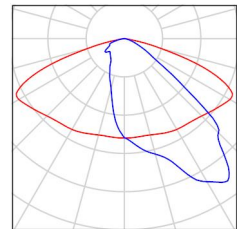
1 Pieces PBLC Nordic MVL 50 E0422 730  
Article No.:  
Luminous flux (Luminaire): 7491 lm  
Luminous flux (Lamps): 7490 lm  
Luminaire Wattage: 50.0 W  
Luminaire classification according to CIE: 100  
CIE flux code: 39 76 97 100 100  
Fitting: 1 x User defined (Correction Factor 1.000).

See our luminaire catalog for an image of the luminaire.



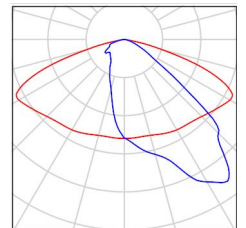
1 Pieces PBLC Nordic MVL 50 E0422 740  
Article No.:  
Luminous flux (Luminaire): 7741 lm  
Luminous flux (Lamps): 7740 lm  
Luminaire Wattage: 50.0 W  
Luminaire classification according to CIE: 100  
CIE flux code: 39 76 97 100 100  
Fitting: 1 x User defined (Correction Factor 1.000).

See our luminaire catalog for an image of the luminaire.



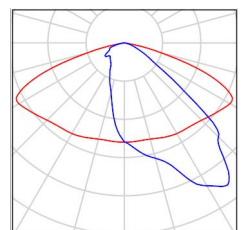
1 Pieces PBLC Nordic MVL 55 E0422 730  
Article No.:  
Luminous flux (Luminaire): 8101 lm  
Luminous flux (Lamps): 8100 lm  
Luminaire Wattage: 55.0 W  
Luminaire classification according to CIE: 100  
CIE flux code: 39 76 97 100 100  
Fitting: 1 x User defined (Correction Factor 1.000).

See our luminaire catalog for an image of the luminaire.



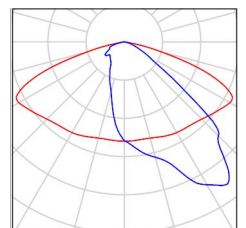
1 Pieces PBLC Nordic MVL 55 E0422 740  
Article No.:  
Luminous flux (Luminaire): 8367 lm  
Luminous flux (Lamps): 8365 lm  
Luminaire Wattage: 55.0 W  
Luminaire classification according to CIE: 100  
CIE flux code: 39 76 97 100 100  
Fitting: 1 x User defined (Correction Factor 1.000).

See our luminaire catalog for an image of the luminaire.



1 Pieces PBLC Nordic MVL 60 E0422 730  
Article No.:  
Luminous flux (Luminaire): 8722 lm  
Luminous flux (Lamps): 8720 lm  
Luminaire Wattage: 60.0 W  
Luminaire classification according to CIE: 100  
CIE flux code: 39 76 97 100 100  
Fitting: 1 x User defined (Correction Factor 1.000).

See our luminaire catalog for an image of the luminaire.



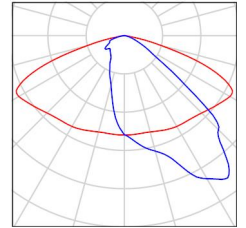


Operator  
Telephone  
Fax  
e-Mail

## MVL E0422 / Luminaire parts list

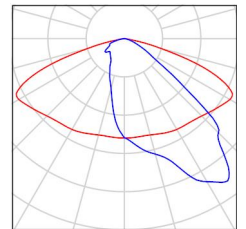
1 Pieces PBLC Nordic MVL 60 E0422 740  
Article No.:  
Luminous flux (Luminaire): 8992 lm  
Luminous flux (Lamps): 8990 lm  
Luminaire Wattage: 60.0 W  
Luminaire classification according to CIE: 100  
CIE flux code: 39 76 97 100 100  
Fitting: 1 x User defined (Correction Factor 1.000).

See our luminaire catalog for an image of the luminaire.



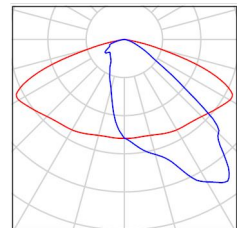
1 Pieces PBLC Nordic MVL 65 E0422 730  
Article No.:  
Luminous flux (Luminaire): 9342 lm  
Luminous flux (Lamps): 9340 lm  
Luminaire Wattage: 65.0 W  
Luminaire classification according to CIE: 100  
CIE flux code: 39 76 97 100 100  
Fitting: 1 x User defined (Correction Factor 1.000).

See our luminaire catalog for an image of the luminaire.



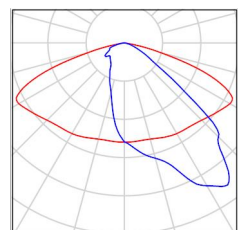
1 Pieces PBLC Nordic MVL 65 E0422 740  
Article No.:  
Luminous flux (Luminaire): 8622 lm  
Luminous flux (Lamps): 8620 lm  
Luminaire Wattage: 65.0 W  
Luminaire classification according to CIE: 100  
CIE flux code: 39 76 97 100 100  
Fitting: 1 x User defined (Correction Factor 1.000).

See our luminaire catalog for an image of the luminaire.



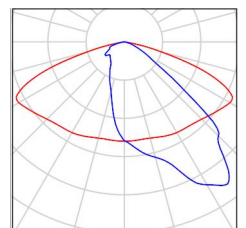
1 Pieces PBLC Nordic MVL 70 E0422 730  
Article No.:  
Luminous flux (Luminaire): 9952 lm  
Luminous flux (Lamps): 9950 lm  
Luminaire Wattage: 70.0 W  
Luminaire classification according to CIE: 100  
CIE flux code: 39 76 97 100 100  
Fitting: 1 x User defined (Correction Factor 1.000).

See our luminaire catalog for an image of the luminaire.



1 Pieces PBLC Nordic MVL 70 E0422 740  
Article No.:  
Luminous flux (Luminaire): 10252 lm  
Luminous flux (Lamps): 10250 lm  
Luminaire Wattage: 70.0 W  
Luminaire classification according to CIE: 100  
CIE flux code: 39 76 97 100 100  
Fitting: 1 x User defined (Correction Factor 1.000).

See our luminaire catalog for an image of the luminaire.



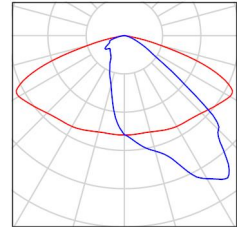


Operator  
Telephone  
Fax  
e-Mail

## MVL E0422 / Luminaire parts list

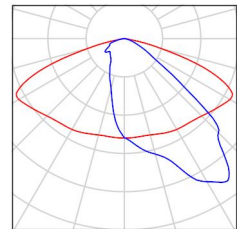
1 Pieces PBLC Nordic MVL 75 E0422 730  
Article No.:  
Luminous flux (Luminaire): 10572 lm  
Luminous flux (Lamps): 10570 lm  
Luminaire Wattage: 75.0 W  
Luminaire classification according to CIE: 100  
CIE flux code: 39 76 97 100 100  
Fitting: 1 x User defined (Correction Factor 1.000).

See our luminaire catalog for an image of the luminaire.



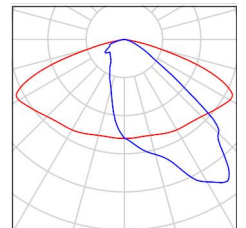
1 Pieces PBLC Nordic MVL 75 E0422 740  
Article No.:  
Luminous flux (Luminaire): 10872 lm  
Luminous flux (Lamps): 10870 lm  
Luminaire Wattage: 75.0 W  
Luminaire classification according to CIE: 100  
CIE flux code: 39 76 97 100 100  
Fitting: 1 x User defined (Correction Factor 1.000).

See our luminaire catalog for an image of the luminaire.



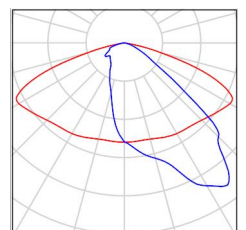
1 Pieces PBLC Nordic MVL 80 E0422 730  
Article No.:  
Luminous flux (Luminaire): 11282 lm  
Luminous flux (Lamps): 11280 lm  
Luminaire Wattage: 80.0 W  
Luminaire classification according to CIE: 100  
CIE flux code: 39 76 97 100 100  
Fitting: 1 x User defined (Correction Factor 1.000).

See our luminaire catalog for an image of the luminaire.



1 Pieces PBLC Nordic MVL 85 E0422 730  
Article No.:  
Luminous flux (Luminaire): 11987 lm  
Luminous flux (Lamps): 11985 lm  
Luminaire Wattage: 85.0 W  
Luminaire classification according to CIE: 100  
CIE flux code: 39 76 97 100 100  
Fitting: 1 x User defined (Correction Factor 1.000).

See our luminaire catalog for an image of the luminaire.



1 Pieces PBLC Nordic MVL 90 E0422 730  
Article No.:  
Luminous flux (Luminaire): 12692 lm  
Luminous flux (Lamps): 12690 lm  
Luminaire Wattage: 90.0 W  
Luminaire classification according to CIE: 100  
CIE flux code: 39 76 97 100 100  
Fitting: 1 x User defined (Correction Factor 1.000).

See our luminaire catalog for an image of the luminaire.

